



Community Profile

2018 Community Profile Town of Renfrew

V 1.0

March 2018

Copyright 2018 © All Rights Reserved. Town of Renfrew

Information in this document is subject to change without notice. Although all data is believed to be the most accurate and up-to-date, the reader is advised to verify all data before making any decisions based upon the information contained in this document.

Please note that every effort has been made to use the most current data available. There are four major sources of information for this document:

- The 2006 and 2016 Census from Statistics Canada;
- SuperDemographics 2017 from Manifold Data Mining Inc.;
- EMSI Analyst Data; and
- Canadian Business Patterns from Statistics Canada.

Statistical analysis is partly based on 2017 data estimates of demographic variables. Estimates are different from data collected by Statistics Canada via Census every five years, which essentially counts the responses of those who answered the census survey. The most recent Census was conducted in May 2016.



Town of Renfrew
127 Raglan Street South, Renfrew, Ontario K7V 1P8

Telephone: (613) 432-4848
Fax: (613) 432-7245

Email: info@renfrew.ca
Website: www.renfrew.ca



TABLE *of* CONTENTS

TOWN OF RENFREW QUICK FACTS.....	1
TOP 5 REASONS TO INVEST IN RENFREW	3
INTRODUCTION	5
Location	5
Distance to Borders and Major Urban Centres	5
DEMOGRAPHICS	6
Population Size and Growth	6
Age Profile.....	6
Income	7
Language Characteristics	7
Mobility Characteristics	7
Level of Education	7
TRANSPORTATION & SHIPPING	8
Highways.....	8
Airports.....	8
Rail Services.....	9
Ports.....	9
LABOUR FORCE.....	10
Key Indicators.....	10
Labour Force by Occupation	10
Labour Force by Industry	11
Large Employers	12
Labour Commuting Flows	12
General Wages by Occupation	13
Top Occupations in the Labour Shed.....	14
TAXES AND UTILITIES	15
Local Property Tax Rates.....	15
Natural Gas	15
Water/Wastewater and Waste Management	16
Communications Infrastructure.....	16
Electricity	17
PLANNING AND DEVELOPMENT RELATED FEES	18
Planning Related Charges	18
Development Fees	19
Community Improvement Plan/Incentives.....	19
Development Charges Comparison	20
BUSINESS SUPPORT PROGRAMS AND SERVICES.....	21
National and Provincial Support.....	21
Local/Regional Support	21
QUALITY OF LIFE	22
Housing Characteristics	22
Health, Social and Community Services.....	23
Emergency and Protective Services.....	24
Recreational Facilities	25
Education and Training	26
Financial and Real Estate Institutions.....	27



QUICK FACTS

Named the “**Most Welcoming Town 2017**” by The Wedge, The Town of Renfrew, was founded on the forestry industry and with the success of the lumber barons of the 1800s, made it a booming municipality in eastern Ontario. Over the years, the Town has moved from a resource-based economy to a diversified regional economy. With an established, vibrant downtown offering a good mix of retail and services; a manufacturing base and a regional health centre – Renfrew is building for the future.

Renfrew’s quality of life is exceptional for a community with a population of 8,553. The Town offers well rounded educational opportunities with 4 elementary schools and 2 high schools located in Renfrew. Health care in Renfrew is excellent. The municipality is home to the Renfrew and Area Health Village – a multi-service regional health care community. The Health Village is comprised of a hospital supporting 450 staff with state-of-the-art equipment; a variety of specialty clinics; a hospice; 2 long-term care centres; and a retirement residence.

Within easy access to Canada’s capital, Renfrew is also close to recreational amenities including: Algonquin Park, Ottawa River, white water rafting, skiing, multi-use trails, a motorsports park with the longest race track in Canada and 16 community parks.



THE TOP REASONS TO INVEST IN RENFREW

5

- 1. Strategic Location – Rural Living with Urban Proximity.** Highway 417 provides easy access to large industry in the Ottawa Valley and to the Ottawa job market.
- 2. Competitive Cost for Business Owners and Residents.** Competitive land prices, development charges and tax rates.
- 3. Diverse Economy.** Healthcare, retail trade, manufacturing, educational services, public administration, tourism.
- 4. Capacity for New Development.** Water treatment and wastewater treatment plants have substantial reserve capacity to accommodate growth in residential, commercial and industrial ventures.
- 5. Investment for the Future!** Approximately \$30 million to be invested in Renfrew’s public infrastructure over the next 2 years including the complete revitalization of the downtown core; upgrades of 2 educational institutions and recreational facilities.

LOCATION & MARKET ACCESS

At the crossroads of Highway 17, 60 and 132, Renfrew provides easy access to northern Ontario and Ottawa. The closest US border crossing is 157 kilometers southeast at Ogdensburg-Prescott.

URBAN CENTER	KMS	MILES
Ottawa	95	58
Kingston	177	110
Montreal	290	180
Toronto	381	237
Sudbury	394	244

On average,
7,500 vehicles
 pass through
 Renfrew per
 day.



EASY ACCESS TO OTTAWA, BY HIGHWAY 417 (EXPANDING TO 4 LANES FROM ARNPRIOR TO RENFREW)

GOOD HIGHWAY CONNECTIONS BOTH EASTWARD AND NORTHWARD

VERY REASONABLE LAND COSTS WITH LOW DEVELOPMENT CHARGES

3 AIRPORTS WITHIN 1-HOUR DRIVE – OTTAWA INTERNATIONAL, ARNPRIOR (4,000 FT RUNWAY), PEMBROKE (5,000 FT RUNWAY)

EXCELLENT REGIONAL HEALTH CARE CENTRE IN A SAFE COMMUNITY SURROUNDED BY NATURE

MUCH LOWER AVERAGE DWELLING VALUE (\$214,769) THAN OTTAWA (\$444,589) OR ONTARIO (\$506,409)

HIGHLY CONNECTED WITH BROADBAND AND HIGH-SPEED INTERNET

Demographics & Labour Force



Renfrew

Ontario

Total
Population

8,553

14,125,924

Average
Individual Income

\$37,646

\$49,938

In Labour
Force

3,787

7,801,243

Employment
Rate

46%

61%

Unemployment
Rate

12%

7%



5% population
growth since 2006

Top 5 Industries in Renfrew



15%

Health Care



14%

Retail Trade



12%

Manufacturing



9%

Construction



9%

Public Administration

Top 5 Occupations in Renfrew



26%

Sales & Service



17%

Trades, Transport
& Equipment Operators



12%

Education, Law,
Social, Community
& Govt Services



12%

Business, Finance
& Administration



8%

Health-related

Quality Education In Renfrew

St. Thomas the Apostle Elementary School was rated a **perfect 10** putting it in the top tier of elementary schools within Ontario by The Fraser Institute.



Quality Health Care In Renfrew

The Renfrew Victoria Hospital has received the **Accreditation with Exemplary Standing** from Accreditation Canada's Qmentum Program – **the highest award** an organization can receive from the group.

60%

are between 15 &
64 years of age

\$214,769

average dwelling cost

4,049

total # of private
households

53%

have post-secondary
education

58%

non-residents
working in Renfrew

12%

of all jobs in
Renfrew County

3rd highest: 5,387 (Town) | 44,221 (County)

37%

of residents leave
Renfrew for work

Economic Development

The Town of Renfrew is "open for business". By working to retain current businesses and creating a climate that supports business expansion and development of new industries, the community continues to progress economically. Renfrew works collectively to provide the best quality of life for its community as well as growth opportunities for its business sector.

Contact us today!

Contact:

Victoria Thomas
Economic Development Officer

Town of Renfrew
127 Raglan Street South
Renfrew, Ontario K7V 1P8 Canada

Phone: (613) 432-4848
Email: ed@renfrew.ca
Web: www.renfrew.ca



Top 5 *Reasons to Invest* in the Town of Renfrew

RENFREW
WELCOMES
YOU

Strategic Location

#1

Rural living with urban proximity. Direct Highway 417 access provides easy travel to urban centres. The Town of Renfrew is within commuting distance to large industry in the Ottawa Valley (Chalk River, Petawawa, Pembroke) AND to the Ottawa job market.

Competitive Cost for Business Owners & Residents

#2

The Town of Renfrew boasts competitive land prices, development charges and municipal tax rates.

Diverse Economy

#3

Renfrew is a dynamic, economically diverse Town that boasts successful businesses in healthcare, retail trade, manufacturing, educational services, public administration and tourism.

Capacity for New Development

#4

Renfrew's leaders are always planning for future growth: Our water treatment and waste water treatment plants both have substantial reserve capacity to accommodate significant growth in residential, commercial and industrial ventures.

“Everyone from the Mayor through business owners to random passers-by were carefree and ebullient. There is a peaceful, happy spirit in this precious town.”

Maggie M., Editor, the wedge.LIVE - December 2017

Investment for the FUTURE

#5

Approximately \$30 million will be invested in Renfrew public infrastructure over the next 2 years by local and provincial government/organizations. Projects include: the complete revitalization of the downtown core; expansion of St. Joseph's High School, complete refurbishment of St. Thomas Elementary School, and a proposed second Olympic-sized ice pad, indoor track and recreation facility.



LOCATION LOCATION LOCATION



A strong vibrant community, located along the Hwy # 17 transportation route to northern Ontario and the gateway to western Canada. Here, urban amenities unite with rural benefits, making our community the right fit for your business or your family.

Distance to Borders and Major Urban Centres

BORDER CROSSING	KILOMETERS	MILES
Ogdensburg-Prescott	157	97
Cornwall	194	120
Leeds and the Thousand Islands	218	136
Elgin, QC	306	190
Niagara Falls	507	315
Sault Ste. Marie	701	436

URBAN CENTER	KILOMETERS	MILES
Ottawa	95	58
Kingston	177	110
Montreal	290	180
Toronto	381	237
Sudbury	394	244

DEMOGRAPHICS

All data illustrated are 2017 Manifold SuperDemographics population estimates, unless otherwise indicated.

CENSUS POPULATION

8,553

2017*

8,223


2016

8,218

2011

7,846

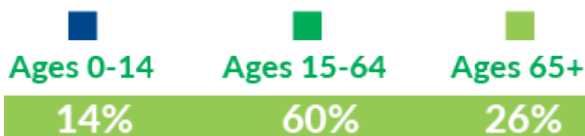
2006



Source: Statistics Canada 2006, 2011, 2016. McSweeney & Associates from Manifold Data Mining Inc. SuperDemographics 2017.

* Census data only accounts for those who answered the census, while Manifold data is an estimate of the entire population including persons that do not participate (i.e. persons institutionalized). Because of the difference in methodology, they are not directly comparable.

AGE DISTRIBUTION



MEDIAN & AVERAGE AGE

50
Median

47
Average

Ontario's
median &
average ages
are 42

AVERAGE COMMUTING DISTANCE

20 minutes Renfrew

29 minutes Ontario

26 minutes Canada

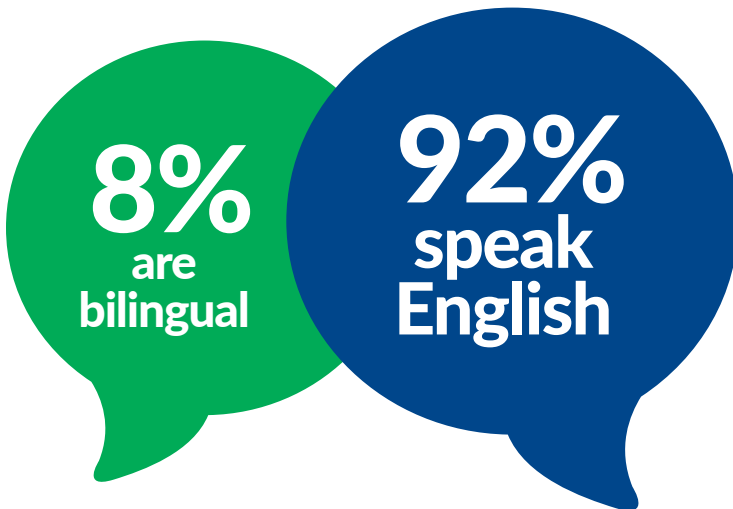
DEMOGRAPHIC BREAKDOWN BY GENDER

53%
MALE



47%
FEMALE

LANGUAGES



INCOME

Median total household income
\$44,527

ONTARIO MEDIAN HOUSEHOLD INCOME: \$74,648

Average personal income
\$37,646

ONTARIO AVERAGE PERSONAL INCOME: \$49,938

Median personal income
\$28,406

ONTARIO MEDIAN PERSONAL INCOME: \$34,243

MOBILITY

12%

1 YEAR MOBILITY

Residents that had moved within the previous year

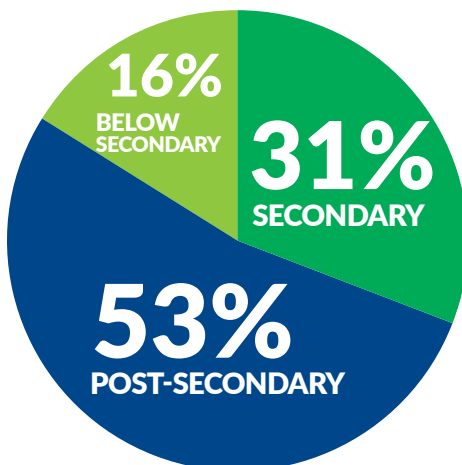


39%

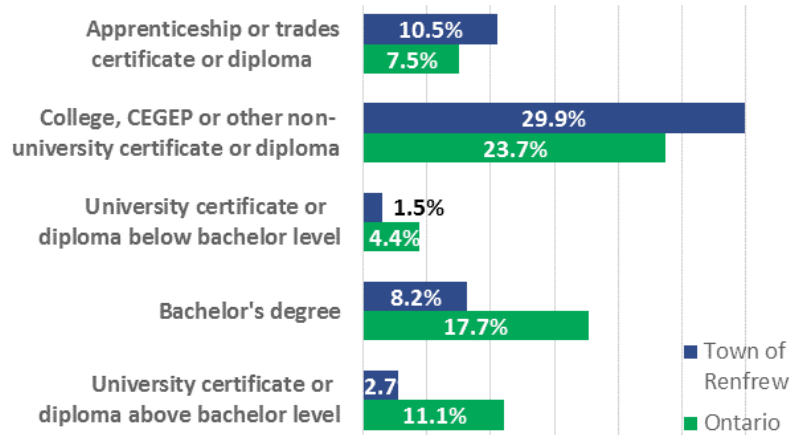
5 YEAR MOBILITY

Residents that had moved within the previous 5 years

LEVEL OF EDUCATION



POST-SECONDARY EDUCATIONAL ATTAINMENT



TRANSPORTATION & SHIPPING

BY ROAD

Main roads for transportation and shipping to and from Renfrew include Highways 417, 132 and 60. The Province of Ontario has announced that the process to expand Highway 417 to four lanes from Arnprior to Renfrew has begun. The Ministry of Transportation is in the preliminary stages of the expansion project that will see the current two-lane highway that runs by Renfrew expanded to 4 lanes. The highway expansion will increase accessibility and commuting efficiency from Renfrew to Ottawa and beyond.

Connecting links are municipal roads that connect two ends of a provincial highway through a community or to an international or interprovincial border crossing. These are critical roadways that serve provincial and municipal interests, as they carry long-distance provincial highway traffic moving through communities, as well as local traffic within the community. There are 352 km of Connecting Link Highways in Ontario. Renfrew has 6.8 km consisting of Highway 60 and Highway 132 representing 1.93% of Ontario Connecting Links.

On average, **7,500** vehicles pass through Renfrew per day.

BY BUS

Greyhound

Provides bus services to Renfrew.

<https://www.greyhound.ca/>

Sunshine Coach

Provides accessible transportation for people in Renfrew and area who are living with disabilities that render the use of conventional modes of public transportation inappropriate to their needs.

<http://www.sunshinecoach.ca/>

Ontario Northland Bus Lines

<http://www.ontarionorthland.ca/en/station-locator>

Ontario Northland provides reliable motor coach transportation from Hearst to Toronto, Ottawa, Sudbury and many points in between. Motor coaches also provide shipping services via Bus Parcel Express, an affordable station-to-station delivery service with multiple daily departures.

BY AIR

Ottawa Airport – International and Domestic Arrivals

<https://yow.ca/en>

Arnprior Airport – Personal Aircraft and Mid-Sized Commercial

<http://arnprior.ca/live/transportation/airport/>

Pembroke & Area Airport

<http://www.flycyta.ca>

Renfrew is located in the middle of a geographic triangle. Renfrew employees and residents with significant others/families who participate in the job market outside of Renfrew's borders are provided with increased opportunity and direct access to efficient highway commute routes to large industry within Renfrew County (i.e. Department of National Defense, Canadian Nuclear Laboratories, etc.). Additionally, the Ottawa job market is within a one-hour commute.

BY RAIL

Via Rail

The closest VIA Rail station is located just 90 kilometers from the Town of Renfrew in Barrhaven, outside of Ottawa.

3347 Fallowfield Rd, Barrhaven, ON K2J 5K9

<http://www.viarail.ca/en>

Canadian National (CN) Rail

CN Rail is a leader in the North American rail industry. Following its acquisition of Illinois Central in 1999, Wisconsin Central in 2001 and Great Lakes Transportation in 2004, as well as its partnership agreement with BC Rail in 2004, CN provides shippers with more options and greater reach in the rapidly expanding market for north-south trade. More CN services at:

HEADQUARTERS	CLOSEST INTERMODAL FACILITY
935 de La Gauchetière Street W Montreal, QC H3B 2M9 1-888-888-5909 http://www.cn.ca/	4500 Hickmore Street St. Laurent, QC H4T 1K2 Open: Mon - Sun: 24 hours daily Distance from Renfrew: 278 km/173 miles

Canadian Pacific (CP) Rail

CP Rail has numerous routing options across Canada and through the U.S. as well as excellent North American reach through gateways with all Class I railways. CP has extensive Canadian and U.S. short line partners and serves leading Atlantic and Pacific port facilities.

CANADIAN HEAD OFFICE	CLOSEST TRANSLOAD FACILITY	CLOSEST INTERMODAL FACILITY
Gulf Canada Square 401 9 Avenue SW Suite 500 Calgary, AB T2P 4Z4 http://www.cpr.ca/	Smiths Falls, ON Distance from Renfrew: 104 km/65 miles	Montreal, QC Distance from Renfrew: 290 km/180 miles

PORTS

Port of Johnstown

The Port of Johnstown is strategically located on the St. Lawrence Seaway system, 158 kilometers from the Town of Renfrew. It is also located at the junction of two major Ontario highways, Highways 401 and 416 (Veterans' Memorial Highway) and on the Toronto-Montreal railway corridor, giving the port several ways to access eastern and western Canadian markets. The nearby international bridge allows for convenient access to New York State.

Port of Montreal

The Port of Montreal is located just 290 kilometers from the Town of Renfrew via Highway 417. Advances in technology provide first-rate navigation along its waterway. The St. Lawrence River is one of the largest inland waterways in the world. Its channel, which is 11.3 metres (37 feet) below the lowest water line (chart datum), is open year-round to all types of ships, including containerhips that can carry as many as 6,000 TEU (twenty-foot equivalent unit) containers.

LABOUR FORCE

The Town of Renfrew is home to a labour force of 3,787 persons strong.

Labour Force Characteristics & Participation Rate

	Town of Renfrew			Ontario		
	Total	Male	Female	Total	Male	Female
Total population 15 years and over	7,351	3,390	3,961	11,839,798	5,718,348	6,121,450
In the labour force	3,787	1,840	1,947	7,801,243	4,014,597	3,786,645
Employed	3,349	1,593	1,756	7,263,691	3,735,699	3,527,992
Unemployed	438	247	191	537,552	278,898	258,653
Not in the labour force	3,565	1,551	2,014	4,038,555	1,703,751	2,334,805

PARTICIPATION

52%

ONTARIO: 66%

EMPLOYMENT

46%

ONTARIO: 61%

UNEMPLOYMENT

12%

ONTARIO: 7%

Labour Force by Occupation

	NAICS* Code	Town of Renfrew	Town of Renfrew%	Ontario %
Total labour force 15 years and over		3,787	100.0%	100.0%
Occupation - Not applicable		182	4.8%	2.7%
All occupations		3,605	95.2%	97.3%
Sales and service occupations	6	966	25.5%	22.4%
Trades, transport and equipment operators and related occupations	7	638	16.8%	12.6%
Occupations in education, law and social, community and government services	4	459	12.1%	11.7%
Business, finance and administration occupations	1	448	11.8%	16.7%
Health occupations	3	319	8.4%	5.7%
Management occupations	0	290	7.7%	11.3%
Occupations in manufacturing and utilities	9	243	6.4%	5.1%
Natural and applied sciences and related occupations	2	157	4.1%	7.3%
Occupations in art, culture, recreation and sport	5	64	1.7%	3.0%
Natural resources, agriculture and related production occupations	8	21	0.6%	1.6%

* North American Industry Classification System

Labour Force by Industry

	NAICS Code	Town of Renfrew	Town of Renfrew %	Ontario %
Total labour force 15 years and over		3,787	100.0%	100.0%
Industry - not applicable		182	4.8%	2.7%
All industries		3,605	95.2%	97.3%
Health care and social assistance	62	572	15.1%	10.1%
Retail trade	44-45	538	14.2%	10.9%
Manufacturing	31-33	435	11.5%	10.2%
Construction	23	353	9.3%	6.0%
Public administration	91	321	8.5%	6.8%
Accommodation and food services	72	302	8.0%	6.0%
Educational services	61	175	4.6%	7.3%
Other services (except public administration)	81	165	4.4%	4.3%
Administrative and support, waste management and remediation services	56	141	3.7%	4.5%
Professional, scientific and technical services	54	129	3.4%	7.5%
Transportation and warehousing	48-49	99	2.6%	4.5%
Wholesale trade	41	87	2.3%	4.5%
Finance and insurance	52	78	2.1%	5.4%
Information and cultural industries	51	69	1.8%	2.6%
Real estate and rental and leasing	53	51	1.3%	2.0%
Utilities	22	43	1.1%	0.8%
Arts, entertainment and recreation	71	28	0.7%	2.1%
Agriculture, forestry, fishing and hunting	11	20	0.5%	1.5%

TOP 5 OCCUPATIONS IN RENFREW



26%
Sales & Service



17%
Trades, Transport & Equipment Operators



12%
Education, Law, Social, Community & Govt Services



12%
Business, Finance & Administration



8%
Health

TOP 5 INDUSTRIES IN RENFREW



15%
Health Care



14%
Retail Trade



12%
Manufacturing



9%
Construction



9%
Public Administration

Large Employers

Major Public Employers		
Company Name	NAICS/ Sector	Number of Employees
Renfrew Victoria Hospital	622	425
Bonnechere Manor	623	250
Renfrew County District School Board	611	116
Renfrew County Catholic School Board	611	106
Town of Renfrew	913	90
Ontario Power Generation	221	70
Ontario Provincial Police	912	67

Source: Town of Renfrew

Major Private Employers		
Company Name	NAICS/ Sector	Number of Employees
Walmart	452	200
Scapa Tapes	339	175
Metro	445	72
Deslaurier Cabinets	337	90
ETM	336	90
Beauman's Waste Management Ltd.	562	50
Home Hardware	444	46

Source: Town of Renfrew

Labour Commuting Flows

Source: 2016 Commuting Flows. Statistics Canada

Where the Resident Labour Force Works, 2016

1015 residents leave the Town for work			
Place of work	Total	Male	Female
Renfrew, Town	1715	680	1035
Ottawa, City	290	175	115
Arnprior, Town	220	110	110
Whitewater Region, Twp	175	125	50
Pembroke, City	75	40	35
Admaston/Bromley, Twp	55	25	35
Horton, Twp	55	20	30
McNab/Braeside, Twp	30	20	10
Petawawa, Town	30	20	10
Laurentian Hills, Town	25	15	0
Mississippi Mills, Town	20	10	15
Greater Madawaska, Twp	20	0	10
Laurentian Valley, Twp	20	10	0
Total	2730	1250	1455

Place of Residence for Persons Working in Renfrew, 2016

2390 non-residents work in the Town			
Place of residence	Total	Male	Female
Renfrew, Town	1715	680	1035
Horton, Twp	600	240	360
Admaston/Bromley, Twp	475	180	290
Whitewater Region, Twp	340	130	210
McNab/Braeside, Twp	275	95	180
Greater Madawaska, Twp	190	85	110
Ottawa, City	130	65	65
Arnprior, Town	105	65	40
North Algona Wilberforce, Twp	60	10	45
Bonnechere Valley, Twp	55	30	30
Pembroke, City	40	30	15
Mississippi Mills, Town	35	10	25
Petawawa, Town	35	10	25
Clarendon, Municipality	30	10	25
Laurentian Valley, Twp	20	10	15
Total	4105	1650	2470

37% OF RESIDENTS
LEAVE RENFREW
TO GO TO WORK

58% NON-RESIDENTS
WORKING IN
RENFREW

General Wages by Occupation

Category	NOC* Code	Low Wage	Average Wage	High Wage
		(\$/hour)	(\$/hour)	(\$/hour)
Senior government managers and officials	NOC 0012-0	25.96	53.57	87.18
Computer and information systems managers	NOC 0213-0	26.92	49.45	72.12
Managers in health care	NOC 0311-0	26.22	45.74	62.05
School principals and administrators of elementary and secondary education	NOC 0422-0	26.73	48.08	57.69
Construction managers	NOC 0711-0	24.04	36.06	57.69
Manufacturing managers	NOC 0911-0	24.04	40.87	69.23
Human resources professionals	NOC 1121-A	20.95	32.82	53.33
Administrative assistants	NOC 1241-B	14.00	21.32	30.77
Mechanical engineers	NOC 2132-A	23.00	38.46	52.88
Computer programmers and interactive media developers	NOC 2174-A	21.00	36.06	57.44
Nursing co-ordinators and supervisors	NOC 3011-A	20.36	38.97	49.04
Paramedical occupations	NOC 3234-B	25.00	36.50	41.50
Early childhood educators and assistants	NOC 4214-B	14.00	17.00	23.74
Editors	NOC 5122-A	14.55	25.00	37.14
Insurance agents and brokers	NOC 6231-B	14.00	23.00	38.46
Chefs	NOC 6321-B	14.00	16.00	27.00
Food and beverage servers	NOC 6513-C	14.00	14.00	14.00
Machinists and machining and tooling inspectors	NOC 7231-B	17.00	23.56	32.00
Structural metal and platework fabricators and fitters	NOC 7235-B	15.00	20.00	27.00
Electricians (except industrial and power system)	NOC 7241-B	15.00	28.85	44.00
Carpenters	NOC 7271-B	15.00	21.50	34.00
Construction millwrights and industrial mechanics	NOC 7311-B	16.50	29.50	39.49

Source: Produced by Human Resources and Skills Development Canada's Labour Market Information Service, Last updated September 25, 2017.
For more wage rates please visit: http://www.jobbank.gc.ca/LMI_report_area.do?&area=29315&reportOption=wage

*National Occupation Classification



Photos by the wedge.LIVE



SCOTT & SONS HARDWARE LTD

Top Occupations in the Labour Shed

Description	2017 Jobs	2012 - 2017 % Change	2017 Location Quotient	2012 - 2023 % Change	2023 Location Quotient
Computer and information systems professionals	46,273	9%	2.24	12%	2.09
Policy and program researchers, consultants and officers	31,518	(2%)	3.28	(0%)	3.07
Administrative and regulatory occupations	30,320	4%	1.50	10%	1.49
Retail salespersons	24,402	9%	1.02	20%	1.08
Human resources and business service professionals	24,364	5%	1.87	10%	1.84
Paraprofessional occupations in legal, social, community and education services	22,622	27%	1.14	40%	1.15
Secondary and elementary school teachers and educational counsellors	22,067	21%	1.06	32%	1.09
Auditors, accountants and investment professionals	20,999	20%	1.09	25%	1.08
Cleaners	20,611	6%	0.98	16%	1.03
General office workers	17,830	(27%)	1.08	(33%)	0.98
Food counter attendants, kitchen helpers and related support occupations	15,335	0%	0.95	7%	0.97
Cashiers	14,784	(3%)	0.93	1%	0.91
Motor vehicle and transit drivers	14,679	(4%)	0.67	4%	0.68
Professional occupations in nursing	14,373	22%	0.96	34%	0.94

Source: EMSI Analyst 2017

The Town of Renfrew has the *3rd highest* amount of jobs in Renfrew County:

5,387
Town of
Renfrew

44,221
Renfrew County

12%
of all jobs
in Renfrew
County

TAXES & UTILITIES

Local Property Tax Rates

Combined Local Tax Rates 2017

Town, County and Education

Total

Residential	0.01468523
Multi-residential	0.02685318
Commercial	0.03702714
Commercial Vacant/Excess	0.02591899
Commercial - New Construction	0.03480098
Shopping Centre	0.03480098
Industrial	0.05073748
Industrial Vacant/Excess	0.03297936
Industrial - New Construction	0.03797748
Large Industrial	0.04709736
Pipelines	0.02858677
Farmlands/ Managed Forest	0.00367131

Source: Town of Renfrew

Natural Gas

Service Provider: Enbridge Gas

1-866-763-5427 | www.enbridgegas.com

For commercial/industrial customers who purchase their natural gas supply from Enbridge Gas Distribution.

Commercial and Industrial Rates

Monthly Charges	Monthly Rates January 1, 2018	Annualized Increase/(Decrease)
Customer Charge	\$70	No Change
Gas Supply Charge	10.1156 ¢/m ³	\$60.67
Delivery to You	See breakdown below*	\$169.98
Cap and Trade (included in Delivery to You on the bill)	3.3518 ¢/m ³	No Change
Transportation to Enbridge	5.4357 ¢/m ³	\$21.31
Amount of gas used per month in cubic metres	Cost in cents per cubic metre ¢/m ³	
First 500	10.5585 ¢/m ³	
Next 1050	8.4409 ¢/m ³	
Next 4500	6.9579 ¢/m ³	
Next 7000	6.0052 ¢/m ³	
Next 15250	5.5818 ¢/m ³	
Over 28300	5.4755 ¢/m ³	
Cap and Trade Customer Related Charge (if applicable)	3.3181 ¢/m ³	

Source: <https://www.enbridgegas.com/businesses/accounts-billing/gas-rates/large-volume-rates/rate-6.aspx>

Waste Management

Renfrew Landfill

376 Bruce Street
Renfrew, Ontario

Operation Hours:

Summer Hours
(May 1st to August 31st)
Sunday: Closed
Monday: Closed
Tuesday: 8am - 4pm
Wednesday: 8am - 4pm
Thursday: 8am - 7pm
Friday: Closed
Saturday: 8am - 4pm

Winter Hours

(September 1st to April 30th)
Sunday: Closed
Monday: Closed
Tuesday: 8am - 4pm
Wednesday: 8am - 4pm
Thursday: 8am - 4pm
Friday: Closed
Saturday: 8am - 4pm

Tipping Fees:

- Household Garbage Bags:
\$2.00 each
- Waste under 200kg: \$15.00
- 200kg and over: \$80.00/ tonne
- Unsorted waste: \$150.00/ tonne
- Freon Removal: \$20.00

Source: Town of Renfrew

Water & Sewer Rates

The Town of Renfrew has a substantial reserve capacity to produce drinking/process water as well as having the reserve capacities to support residential, commercial and industrial growth for the foreseeable future.

WATER TREATMENT PLANT

18184m³/day

rating

5561m³/day

maximum treated water flow

3000m³/day

average daily flows

WASTEWATER TREATMENT PLANT

9500m³/day

rating

6000m³/day

average
loading

Water and Wastewater Rates for 2018*

Meter Size	Bi-Monthly Base Water Charge	Bi-Monthly Base Wastewater Charge	Total
5/8" x 3/4"	\$35.51	\$45.66	\$81.17
3/4"	\$35.51	\$45.66	\$81.17
1"	\$50.49	\$64.92	\$115.41
1 1/2"	\$73.72	\$94.75	\$168.47
2"	\$119.44	\$153.56	\$273.00
3"	\$281.11	\$361.40	\$642.51
4"	\$414.89	\$533.34	\$948.23

Source: Town of Renfrew

2018 Consumption Fees: Water and Wastewater Rates per Cubic Meter (m3)

Bi-Monthly Base Water Charge	Bi-Monthly Base Wastewater Charge	Total
\$2.48	\$2.26	\$4.74

Source: Town of Renfrew

Communications Infrastructure

Major Service Providers	Internet Service Type
Bell*	DSL, Fibre, Fixed Wireless
Cogeco	Fibre, Wireless
Xplornet	LTE, Satellite, Wireless
goZoom	DSL, Fixed Wireless

*2018-2020 - Bell will be implementing Fibre to Home (FTTH) services in Renfrew

4

Major Internet Service Providers in Renfrew

High Speed Internet
(maximum of 1,000 Mbps)

Source: www.findinternet.ca/en/renfrew-ontario

Electricity

Service Provider: Renfrew Hydro Inc.

499 O'Brien Road, Unit B
Renfrew, ON K7V 3Z3

Tel: 613-432-4884
Fax 613-432-7463

Email: info@renfrewhydro.com
Web: www.renfrewhydro.com



Source: <https://www.oeb.ca/industry/applications-oeb/electricity-distribution-rates/2018-electricity-distribution-rate>

General Service <50 kW - Effective January 1, 2018

Distribution Charges	Rate/charge
Service Charge	\$31.48
Rate Rider for Smart Metering Entity Charge - effective until October 31, 2018	\$ 0.79
Rate Rider for Recovery of Stranded Meter Assets (2017) - effective until December 31, 2020	\$0.30
Rate Rider for Disposition of Residual Historical Smart Meter Costs (2017) - effective until December 31, 2020	\$3.10
Distribution Volumetric Rate	\$/kWh 0.0154
Low Voltage Service Rate	\$/kWh 0.0020
Rate Rider for Disposition of Account 1576 (2017) - effective until December 31, 2020	\$/kWh 0.0024
Retail Transmission Rate - Network Service Rate	\$/kWh 0.0052
Retail Transmission Rate - Line and Transformation Connection Service Rate	\$/kWh 0.0034
Regulatory Component	Rate/charge
Wholesale Market Service Rate (WMS) - not including CBR	\$/kWh 0.0032
Capacity Based Recovery (CBR) - Applicable for Class B Customers	\$/kWh 0.0004
Rural or Remote Electricity Rate Protection Charge (RRRP)	\$/kWh 0.0003
Standard Supply Service - Administrative Charge (if applicable)	\$ 0.25

General Service 50 to 4,999 kW - Effective January 1, 2018

Distribution Charges	Rate
Service Charge	\$151.60
Rate Rider for Recovery of Stranded Meter Assets (2017) - effective until December 31, 2020	\$ 16.12
Rate Rider for Disposition of Residual Historical Smart Meter Costs (2017) - effective until December 31, 2020	\$3.1132 /kW
Distribution Volumetric Rate	\$0.7883 /kW
Low Voltage Service Rate	\$0.3311 /kW
Rate Rider for Disposition of Account 1576 (2017) - effective until December 31, 2020	(\$0.0622) /kW
Retail Transmission Rate - Network Service Rate	\$0.690 /kW
Retail Transmission Rate - Line and Transformation Connection Service Rate	\$2.5505 /kW
Regulatory Component	Rate/charge
Wholesale Market Service Rate (WMS) - not including CBR	\$/kWh 0.0032
Capacity Based Recovery (CBR) - Applicable for Class B Customers	\$/kWh 0.0004
Rural or Remote Electricity Rate Protection Charge (RRRP)	\$/kWh 0.0003
Standard Supply Service - Administrative Charge (if applicable)	\$ 0.25

Renfrew Hydro Inc. Small Business Hydro Use 22% Lower than Hydro One

Renfrew Hydro Inc. Monthly Bill Amount (\$) Per month for General Service under 50 kW (GS<50 kW) Rate Class in Ontario as of Nov. 1, 2017

Source: Ontario Board of Energy, https://cf.oeb.ca/html/_performance/rates_chart.cfm?class=GSlt



PLANNING & DEVELOPMENT-RELATED FEES

Planning-Related Charges

Development & Works 2017*

Service or Activity	Fees - 2017
Porches/Decks	\$8/\$1,000 Construction Value Minimum Fee \$50
Sign Permit	\$8./\$1,000 Construction Value Minimum Fee \$50
Solid Fuel Burning Appliances	\$8/\$1,000 Construction Value Minimum Fee \$50
Official Plan Amendment	\$1,300
Zoning By-Law Amendment	\$1,100
Minor Variance	\$700
Severance (not including retained parcel)	\$700/new lot proposed
Hold Zone Removals	\$600
Site Plan - Minor Site Plan - Major	\$1,100
Subdivision Agreement	\$2,000
Part Lot Control	\$300
Plan of Condominium	\$2,000
Official Plan Text & Schedule	\$35
Zoning By-law Text & Schedule	\$55
Zoning & Building Compliance Report	\$100
Subdivision Compliance Report	\$100
Lifting of One (1) Foot Reserves	\$300
Cash-in-Lieu for Parking	\$400 plus \$1,000/space
Encroachment Agreement	\$300
Pre-Servicing Agreement	\$350
Temporary Use By-Law	\$900
Letter of Undertaking	\$300
Multiple Applications	10% off of each
Other Requests	Based on wage cost

Source: Town of Renfrew

Development Fees

Service	Residential				Non-Residential	
	Single and Semi-Detached Dwelling	Apartments: 2 Bedrooms +	Apartments: Bachelor and 1 Bedroom	Other Multiples	0 - 5,000 ft / sq (per ft ² of Gross Floor Area)	Above 5,000 ft ² (per ft ² of Gross Floor Area)
Municipal Wide Services						
Roads and Related Services	1,271	844	653	1,135	0.59	0.77
Parking Services	135	80	58	117	0.02	0.03
Outdoor Recreation Services	67	40	29	58	-	0.01
Indoor Recreation Services	351	237	186	315	0.02	0.01
Library Services	73	58	47	68	0.01	-
Administration	250	166	129	223	0.1	0.15
Waste Diversion	109	72	56	97	0.01	0.01
Total Municipal Wide Services	2,256	1,497	1,158	2,013	0.75	0.98
Urban Services						
Wastewater Services (Collection)	1,601	1,062	823	1,430	0.74	0.97
Water Services (Distribution)	1,542	1,023	792	1,377	0.71	0.94
Wastewater Services (Treatment)	397	264	205	355	0.04	0.05
Water Services (Treatment)	104	69	54	93	0.01	0.01
Total Urban Services	3,644	2,418	1,874	3,255	1.5	1.97
GRAND TOTAL	5,900	3,915	3,032	5,268	2.25	2.95

Source: Town of Renfrew

Community Improvement Plan/Incentives

A Community Improvement Plan (CIP) for the Town of Renfrew has been prepared to serve as a long-term strategy to revitalize the community, improve the quality of life of the community's residents, better utilize underdeveloped properties and to promote private investment in land and buildings. The Town of Renfrew CIP articulates a long-term vision for the Town and provides a framework that guides community improvement toward that vision, through the following financial incentive programs, along side municipal leadership initiatives:

- Façade, Building and Signage Improvement Grant
- Property, Landscaping and Parking Area Improvement Grant
- Accessibility Improvement Grant
- Planning and Building Permit Fee Grant
- Tax Increment Equivalent Grant



Visit www.renfrew.ca to view the Community Improvement Plan and the Application Form.



Development Charges Comparison (2018)

	Residential	Non-Residential Per sq. ft. of Gross Floor Area	Non-Residential Per sq. ft. of Gross Floor Area	Non-Residential Per sq. ft. of Gross Floor Area (0-5,000 ft ²)	Non-Residential Per sq. ft. of Gross Floor Area (Above 5,000 ft ²)
	Single & Semi- Detached Dwelling	Industrial	Non-Industrial	N/A	N/A
Toronto	\$88,391	\$190.89^	\$449.04^	N/A	N/A
Ottawa (Outside Greenbelt)	\$33,034	\$8.84	\$20.33	N/A	N/A
Ottawa (Inside Greenbelt)	\$23,660	\$8.84	\$20.33	N/A	N/A
Kingston	\$21,039	\$8.15	\$18.41	N/A	N/A
Ottawa (Rural Served)	\$21,008	\$8.84	\$20.33	N/A	N/A
Arnprior (Urban Services)	\$13,524	\$5.69	\$5.69	N/A	N/A
Renfrew (Urban Services)	\$5,900	N/A	N/A	\$2.25	\$2.95
Arnprior (Municipal Wide)	\$5,468	\$2.47	\$2.47	N/A	N/A
Petawawa (Urban Services)	\$4,965	\$3.11	\$3.11	N/A	N/A
Pembroke (Low Density)	\$3,705	\$0.89	\$0.89	N/A	N/A
Pembroke (Medium Density)	\$3,149	\$0.89	\$0.89	N/A	N/A
Petawawa (Municipal Wide)	\$2,839	\$1.69	\$1.69	N/A	N/A
Renfrew (Municipal Wide)	\$2,256	N/A	N/A	\$0.75	\$0.98
Pembroke (High Density)	\$2,172	\$0.89	\$0.89	N/A	N/A

*These charges do not include education development charges that may apply

^per square metre

Sources:

Arnprior: <http://arnprior.ca/wp-system/uploads/2013/12/Schedule-B2-2018-to-By-law-6296-14-Development-Charges-By-law.pdf>

Kingston: <https://www.cityofkingston.ca/documents/10180/42455/Development+Charges+Pamphlet/1b94a902-c657-46d5-bcc7-fe40c1edc72b>

Ottawa: <https://ottawa.ca/en/city-hall/planning-and-development/information-developers/development-application-review-process/development-application-submission/fees-and-funding-programs/development-charges/fee-schedule-effective-august-1-2017>

Petawawa: <http://www.petawawa.ca/download.php?dl=YToyOntzOjI6ImkljtzOjM6ImJyOSI7czo0OiJrZXkiO2k6Mzt9>

Pembroke: <http://www.pembroke.ca/userfiles/file/PHAMPLET.ENG.pdf>

Toronto: <https://www.toronto.ca/wp-content/uploads/2018/01/8f3a-2018-DC-Bylaw-Jan-8-2018.pdf>



BUSINESS SUPPORT PROGRAMS & SERVICES

National & Provincial Support

Federal Departments/National Agencies

Name	URL
Federation of Canadian Municipalities	https://www.fcm.ca/home.htm
Futurpreneur Canada	http://www.futurpreneur.ca/en/
Business Development Bank of Canada	https://www.bdc.ca/en/pages/home.aspx
Economic Developers Association of Canada	https://edac.ca/
Canada Business - Business Start-up Assistant	https://canadabusiness.ca/
Export Development Canada	http://www.edc.ca/en/Pages/default.aspx
Canadian Business Network	http://canadabusiness.ca/
Innovation, Science and Economic Development Canada	http://www.ic.gc.ca/eic/site/icgc.nsf/eng/home

Provincial Departments/Agencies

Name	URL
Service Ontario	https://www.ontario.ca/page/serviceontario
The Ontario Network of Entrepreneurs (ONE)	www.ONEbusiness.ca
Ministry of Economic Development and Growth	https://www.ontario.ca/page/ministry-economic-development-and-growth
Ontario Ministry of Agriculture, Food and Rural Affairs	http://www.omafra.gov.on.ca/english/
Economic Development Council of Ontario	https://www.edco.on.ca/
Ontario Centres of Excellence	http://www.oce-ontario.org
Ontario Highlands Tourism Association	http://ontarioshighlands.ca/discover/towns/renfrew/

Source: McSweeney & Associates

Local & Regional Support

Name	URL
The Labour Market Group of Renfrew and Lanark Counties	http://www.algonquincollege.com/renfrewlanark/
Renfrew and Area Chamber of Commerce	http://www.renfrewareachamber.ca/
Renfrew Business Improvement Area	http://www.renfrewbia.ca/
Ottawa Valley Tourism Association	http://www.ottawavalley.travel
County of Renfrew	http://www.countyofrenfrew.on.ca
Community Futures Development Corporation Renfrew County	https://www.rccfdc.org/
Employment Networks	http://www.employmentnetworks.ca/
Enterprise Renfrew County	http://www.enterpriserenfrewcounty.com/

Source: McSweeney & Associates



QUALITY OF *Life*

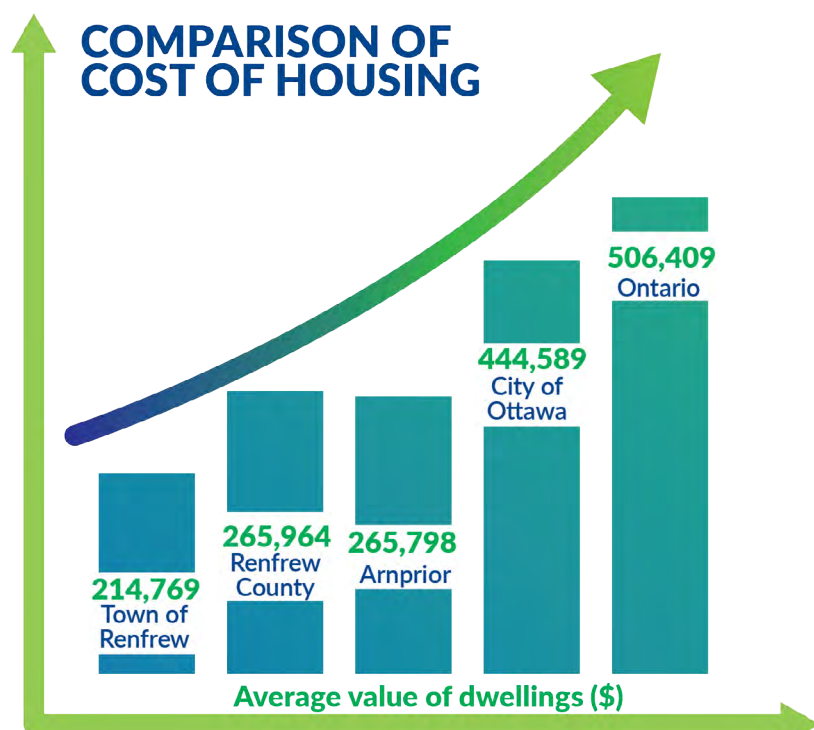
The Town of Renfrew is a beautiful and diverse community that continues to build and invest in the future for its residents and businesses. The Town represents a key commercial service centre and activity hub within Renfrew County. The municipality offers a high quality of life in a rural setting with proximity to urban amenities.

Renfrew boasts a blend of retail, commercial and industrial business sectors combined with access to high quality health care, protective service and recreational amenities. The downtown is renowned as a unique shopping destination, exemplified by the Town's historic buildings, thoughtful streetscape and specialized shops. The downtown corridor takes advantage of Renfrew's proximity to the Nation's Capital Region; the Town functions as a gateway between Ontario's east, west and north. Renfrew connects the area's cottage country and many of Ontario's most visited wilderness destinations.

Housing Characteristics

	Renfrew	Ontario
Total number of private households	4,049	5,441,110
Owned	2,591	3,894,868
Rented	1,458	1,536,034
Average number of rooms per dwelling	6.12	6.42
Average value of dwelling \$	\$322,764	\$684,176
Median value of dwellings (\$)	\$291,448	\$535,341
Median monthly shelter costs for owned dwellings (\$)	\$873	\$1,388
Average monthly shelter costs for owned dwellings (\$)	\$1,078	\$1,590

Source: Manifold 2017



Source: 2016 Census, Statistics Canada

Health, Social & Community Services

Healthcare in Renfrew is *outstanding* and centres around The Renfrew and Area Health Village.

The Health Village includes a fully accredited hospital, a comfortable home-like 6-bed palliative care residence, a Manor that offers long-term care services to 177 residents provided by Registered Nurses, a 90-unit long term care centre, a tranquil-and-ideally located retirement centre, an addictions treatment center, laboratory services, a hearing health center, physiotherapy, sports medicine, massage therapy, acupuncture, custom orthotics & bracing, fitness programs and ergonomic assessments.

The dedication the people of Renfrew have for the community hospital is incredible. A family doctor here is not a job, it's a lifestyle. Doctors are supported by a dedicated staff at Renfrew Victoria Hospital.

Dr. Angela Varrin -
January 2011

On December 17, 2017, Renfrew Victoria Hospital received the Accreditation with Exemplary Standing from Accreditation Canada's Qmentum Program – the highest award an organization can receive from the group.

Visit the websites to find out more information about the Renfrew & Area Health Services Village:

www.renfrewhosp.com

www.renfrewareahealthvillage.ca

RVH

RVH Sleep Products

Renfrew Health
Village medical clinic

Dynacare Lab &
Health Services
Centre

Renfrew Family
Chiropractic



Emergency & Protective Services

Protective Services

Service	Service Provider	Contact Information
Fire Department	Town of Renfrew	General Inquiries Phone: (613) 432-4962 Fax: (613) 432-0703 fire@renfrew.ca http://www.renfrew.ca/emergency-services.cfm
Police and Safety	Ontario Provincial Police	Office Phone: (613) 432-3211 Toll Free Phone 24 hours 1-888-310-1122 TTY Phone: 1-888-310-1133 Crisis Phone: 9-1-1 * if unable to dial 911, call toll-free number to be transferred to a local 911 dispatch centre Fax: (613) 432-7810 www.opp.ca

Emergency Shelters / Resource Centres

Shelter/Resource	Service Provider	Contact
Community Services	Family & Children's Services	114 Argyle St S, Renfrew, ON K7V 1T5 (613) 432-4821 https://www.fcsrenfrew.on.ca/
Community Resource	Ontario Works Site	450 O'Brien Rd, Renfrew, ON K7V 3Z2 (613) 433-9846 https://mcss.gov.on.ca/en/mcss/programs/social/ow/
Community Resource	Renfrew County United Way	224 Pembroke St W, Pembroke, ON K8A 5N2 (613) 735-0436 http://www.renfrewcountyunitedway.ca/
Women's Shelter		
Addiction & Recovery	Renfrew County Addiction Treatment System	Various Sites http://renfrewcountyaddictiontreatment.ca

Recreational Facilities

The Town has 15 parks that provide public spaces for the community to play and enjoy the outdoors. Below are facilities available to residents of the Town.

Recreation Facilities/Community Centres

Renfrew Recreation Centre Facilities include: Fitness Centre, Auditorium / Gymnasium (seats 300), Games Room (seats 50), Kitchen, Conference Room (seats 25), and a Hobby Room (seats 15)

67 Argyle Street S
(613) 432-3131

Ma-te-Way Activity Centre This facility centre is great for large events; it is licensed, and a bar service will be provided by the Town if required by the client. A kitchen is provided for caterers to set up for catered functions. Spacious parking is provided on a paved lot with easy access.

1 Ma Te Way Park Drive
(613) 432-3131


Sports Facilities

Ma-te-Way Activity Park 3 Lighted Ball Diamonds, Football Field, 400 Meter Track, Junior Soccer Field, 4 Lighted Tennis Courts, Toboggan Hill, 2 Beach Volleyball Courts, 2.5 K Fitness Trail, Children's Play Equipment, Outdoor Rink

Victoria Park This park has basketball nets and a small ball field.

Trails

Renfrew Millennium Trail Renfrew's 3.4 km long trail along the old CN tracks running from Barnet Blvd. to Lisgar Street is suitable for walkers, joggers, wheelchairs, bicycles, bird watching, and cross-country skiing.



RECREATION Amenities

Discover what Renfrew has to offer!



16 COMMUNITY PARKS



4 LIGHTED TENNIS COURTS



3 SOCCER PITCHES



3 FITNESS FACILITIES



3 LOCAL HISTORY MUSEUMS



3.4 KM OF LIT ACCESSIBLE TRAIL



1 ARENA



1 LIT BASEBALL DIAMOND
2 LIT SOFTBALL/
FASTBALL DIAMONDS



1 SPLASHPAD



1 FOOTBALL FIELD



1 DOG PARK



1 CINEMA



1 PUBLIC LIBRARY



1 PUBLIC DAY CARE FACILITY

...PLUS 1 400M TRACK &
1 ALL WHEELS PARK!

ST. JOSEPH'S CATHOLIC HIGH SCHOOL

Education & Training

Renfrew Education is governed by two school boards, the Renfrew County Catholic School Board (RCCDSB) and the Renfrew County District School Board (RCDSB).



Post-Secondary Education & Training

Although some of Ontario East's qualities can be better appreciated if experienced, our educational talents are a matter of public record. More than 54% of Ontario's 6.5 million workers have completed post-secondary education, a higher percentage than that of any other industrialized country. To education and training, we add a bilingual capability. In the eastern part of our region, French is spoken by 40% to 70% of the workforce. Some of the colleges and universities within a 3-hour drive include:

- Queen's University
- Royal Military College of Canada
- St. Paul University
- Trent University
- University of Ottawa
- Carleton University
- Nipissing University
- Algonquin College
- Collège d'Alfred de l'Université de Guelph
- Kemptville College (University of Guelph)
- La Cité Collégiale
- Loyalist College
- St. Lawrence College
- Sir Sanford Fleming College

Elementary Schools

Name	Address /Contact:	2016 Fraser Institute Ranking* (out of 10)
St Thomas the Apostle (Catholic)	41 Bolger Lane Renfrew, ON K7V 2M9 (613) 432-3137 http://stthomas.rccdsb.edu.on.ca/	10
Our Lady of Fatima (Catholic)	228 Mason Ave Renfrew, ON K7V 3Y3 (613) 432-4351 http://fatima.rccdsb.edu.on.ca/	7.9
Queen Elizabeth (Public)	100 Veteran's Memorial Blvd Renfrew, ON K7V 2R6 (613) 432-4845 http://qel.rcdsb.on.ca	5.5
Central (Public)	140 Munroe Ave E Renfrew, ON K7V 3K4 (613) 432-3627 http://cen.rcdsb.on.ca	5.2

Secondary Schools

St Joseph's	835 First St Renfrew, ON K7V 4E1 (613) 432-5846 http://sjchsrenfrew.wordpress.com/	7.9
Renfrew Collegiate Institute	184 Bonnechere St S Renfrew, ON K7V 1Z5 (613) 432-4858 http://rci.rcdsb.on.ca	5.6

*Fraser Institute Ranking provides detailed reporting on how each school is doing in academics compared to other ranked schools.

Financial, Real Estate & Law Institutions

Financial Institutions

BMO Bank of Montreal
236 Raglan St
(613) 432-4834
<https://bmo.com/>

CIBC
357 Stewart St
1 800-465-2422
<https://www.cibc.com>

easyfinancial Services
640 O'Brien Rd #3a
(613) 433-3822
<https://www.easyfinancial.com/>

Edward Jones Financial
Financial Consultant
285 Raglan St S
(613) 432-1688
<http://bit.ly/2Gip4M3>

Ferguson & Kubisheski
Chartered Professional
Accountants
45 Renfrew Ave E
(613) 432-8153
<http://www.fkcas.ca/>

IPC Investment Corporation
Financial Consultant
71 Railway Ave
(613) 432-1472
murphywealthmanagement.ca

J.S. Wilson Financial
Management
274 Raglan Street S
(613) 432-5617

MacKillican & Associates
Chartered Professional
Accountants
20 Barnet Blvd
(613) 432-3664
<http://www.mackillicans.com/>

Ottawa Valley Insurance &
Financial Services Inc
197 Raglan St S
(343) 361-0893
<https://www.brokerlink.ca/>

RBC Royal Bank
182 Raglan St
(613) 432-4881
<https://www.rbc.com>

Scotiabank
215 Raglan St
(613) 432-5818
<http://www.scotiabank.com/>

Sun Life - Jim Millar Insurance
and Financial Services Inc.
321 Raglan St S
(613) 432-4121
<http://bit.ly/2Et7LHX>

TD Canada Trust
270 Raglan St
(613) 432-3682
<https://www.td.com>

TurnerMoore LLP
Chartered Professional
Accountants
35 Munroe Ave E
(613) 432-9002
<https://turnermoore.com/renfrew>

Welch LLP
Accountant
101 Raglan St N
(613) 432-8399
<https://www.welchllp.com/>

Law Offices

Sharon L. Anderson-Olmstead
General Practice Attorney
117 Raglan St S
(613) 432-5898

Chown and Smith
Barristers, Solicitors, & Notaries Public
25-1035 O'Brien Rd
<https://www.chownandsmith.com/>

John M. Cooke
General Practice Attorney
276 Raglan St S
(613) 432-4825

Crosby Duncan
61 Renfrew Ave W
(613) 432-4806

Gallagher & Inglis Professional Corp
33 Renfrew Ave E
(613) 432-8537
<https://gallagheringlis.ca/>

Langevin Morris Smith LLP
General Practice Attorney
24 Renfrew Ave W
(613) 432-0994
<http://www.lmslawyers.com/>

Legal Aid Ontario
236 Stewart St
(613) 432-6150
<http://www.legalaid.on.ca/en/>

McNab Stewart & Prince
117 Raglan St S
(613) 432-5844
<http://www.mcnablaw.com/>

Richard Owen
Attorney
350 Barr St
(613) 431-4878

Real Estate Agencies

Century 21 Eady Realty Inc.
29 Raglan St S
(613) 432-2100
<http://www.century21.ca/eadyrealty>

Re/Max Metro-City Realty Ltd (Renfrew)
330 Plaunt St S
(613) 432-7562
<http://www.remaxrenfrew.com/>

Royal LePage O'Neil Realty
39 Renfrew Ave W Suite 203
(613) 433-2880
<http://www.royallepageoneil.com/>

Town of Renfrew

Historic Roots. Dynamic Future.

